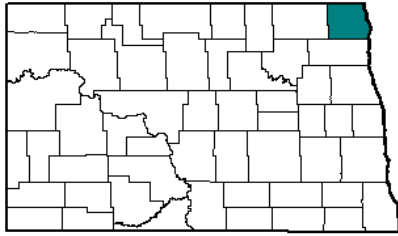


Pembina County



County Quick Facts

- County Seat : **Cavalier**
- State Population Rank, 2000 : **16**
- Median Age in Years, 2000 : **41.6**
- Persons Per Square Mile, 2000 : **7.7**

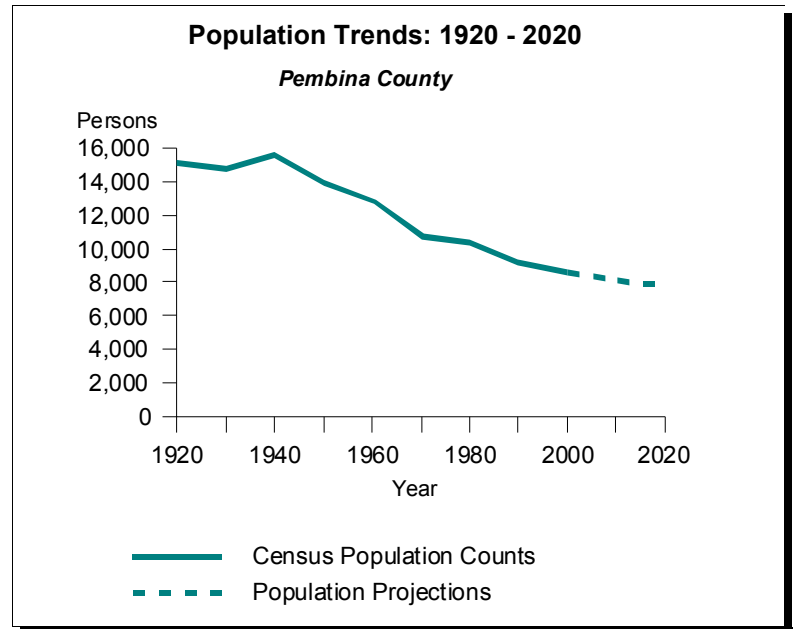


Table 1. Census Population Counts by Age and Gender, 1980, 1990 and 2000: Pembina County

Age	1980			1990			2000		
	Total	Male	Female	Total	Male	Female	Total	Male	Female
0 to 4	847	428	419	619	310	309	432	223	209
5 to 9	783	389	394	777	405	372	519	266	253
10 to 14	803	404	399	757	397	360	686	337	349
15 to 19	856	437	419	622	311	311	715	371	344
20 to 24	694	378	316	329	170	159	321	181	140
25 to 29	806	443	363	541	273	268	390	216	174
30 to 34	684	366	318	717	372	345	398	211	187
35 to 39	515	257	258	748	381	367	607	306	301
40 to 44	473	233	240	616	338	278	718	378	340
45 to 49	516	252	264	429	228	201	713	367	346
50 to 54	587	298	289	441	197	244	603	325	278
55 to 59	573	288	285	437	219	218	426	231	195
60 to 64	542	270	272	493	245	248	383	176	207
65 to 69	522	248	274	459	224	235	371	180	191
70 to 74	414	189	225	410	188	222	418	203	215
75 to 79	361	152	209	355	153	202	352	146	206
80 to 84	232	100	132	240	81	159	265	114	151
85 plus	191	87	104	248	85	163	268	74	194
Total	10,399	5,219	5,180	9,238	4,577	4,661	8,585	4,305	4,280

Population Pyramids for Pembina County

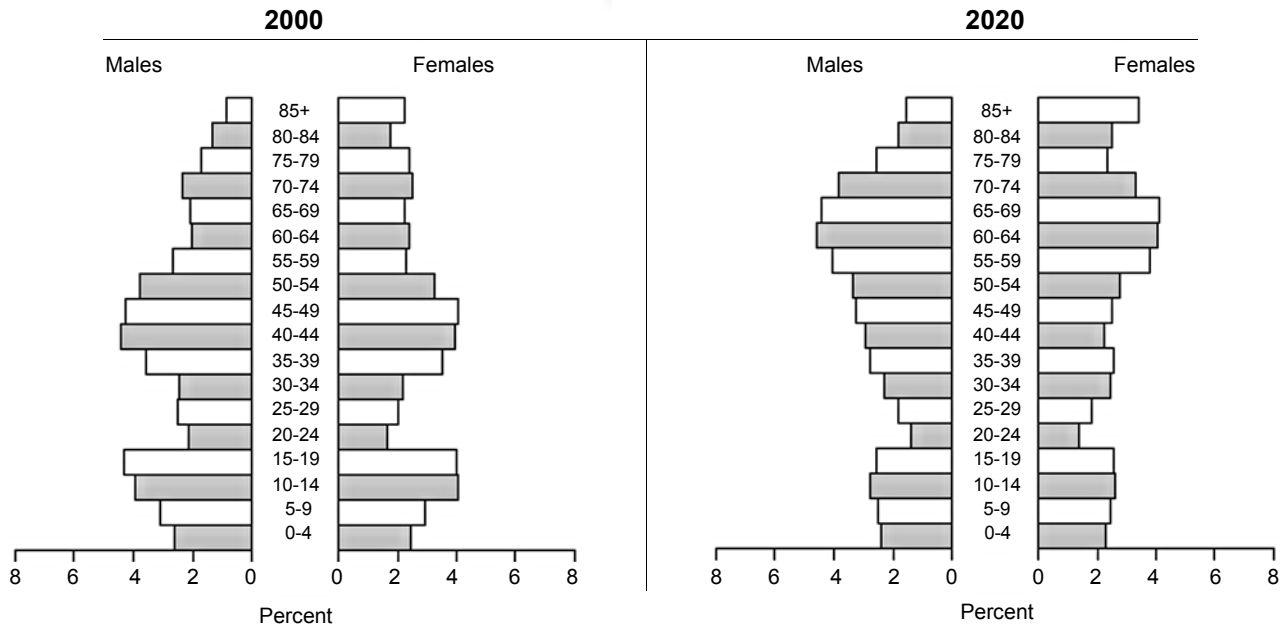


Table 2. Population Projections by Age and Gender, 2005, 2010, 2015, and 2020: Pembina County

Age	2005			2010			2015			2020		
	Total	Male	Female	Total	Male	Female	Total	Male	Female	Total	Male	Female
0 to 4	399	205	194	424	222	202	389	200	189	368	189	179
5 to 9	431	220	211	398	202	196	423	219	204	388	197	191
10 to 14	519	263	256	430	217	213	397	199	198	422	216	206
15 to 19	691	335	356	522	261	261	432	215	217	400	198	202
20 to 24	358	186	172	346	168	178	260	130	130	216	108	108
25 to 29	353	199	154	394	205	189	381	185	196	286	143	143
30 to 34	379	210	169	342	193	149	382	199	183	369	179	190
35 to 39	432	230	202	412	229	183	371	210	161	415	217	198
40 to 44	659	334	325	469	251	218	448	250	198	403	229	174
45 to 49	723	385	338	663	340	323	473	256	217	451	254	197
50 to 54	718	374	344	728	392	336	667	346	321	477	261	216
55 to 59	555	298	257	660	342	318	669	359	310	614	317	297
60 to 64	391	211	180	558	298	260	665	343	322	674	359	315
65 to 69	347	160	187	390	211	179	556	298	258	663	344	319
70 to 74	336	164	172	346	160	186	387	210	177	555	298	257
75 to 79	377	175	202	332	155	177	343	151	192	383	199	184
80 to 84	316	124	192	370	163	207	326	145	181	338	141	197
85 plus	270	80	190	341	96	245	402	124	278	388	120	268
Total	8,254	4,153	4,101	8,125	4,105	4,020	7,971	4,039	3,932	7,810	3,969	3,841